

EHA1280

2-Megapixel True Day/Night
Outdoor IR Dome Camera



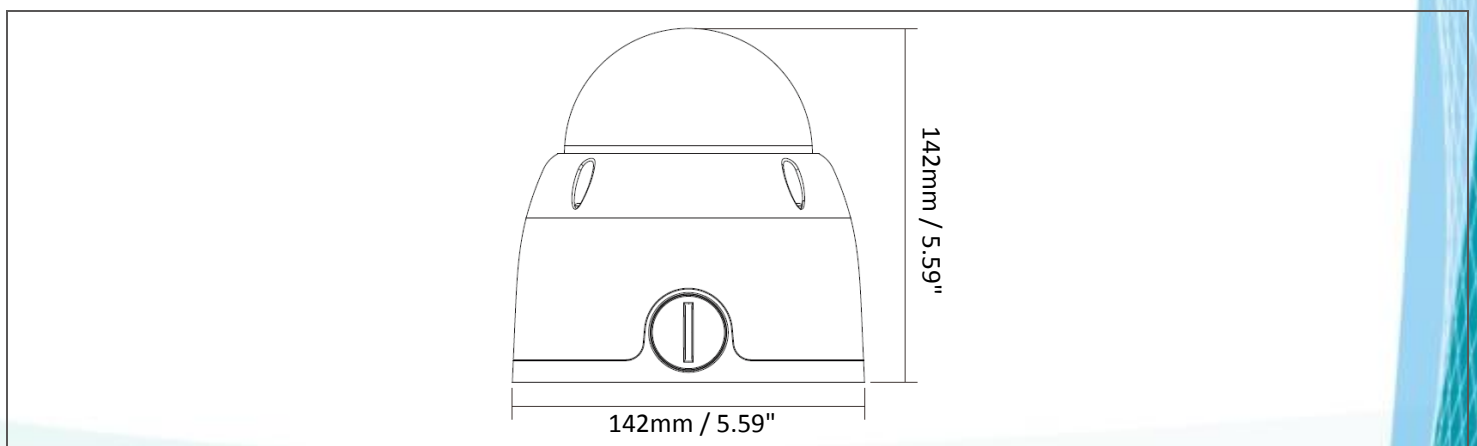
eZ.HD








Features

- 1080p Sony STARVIS CMOS sensor, delivering amazing high sensitivity
- Varifocal 2.8-12mm with ICR to capture the desired field of view
- Extended IR range of up to 30m / 98ft. with 4 LEDs (depends on scene IR reflectivity)
- D-WDR to improve the visibility under high contrast scene
- The flexible angle viewing with its 3-Axis rotation design allows wall or ceiling mounting
- IP66-rated with metal housing
- Supports dual power (12VDC / 24VAC)
- Supports UTC function: Control camera OSD settings directly from DVR end

Dimensions



Optional Accessories

Type	Wall Mount Bracket			Ceiling Mount Bracket	
Image					
Model	BA-EB45	BA-EB28	BA-EB18	BA-EB3A	BA-EB3B
Color	White	White	White	White	White
Size (WxDxH)	245x160x163mm 9.65"x6.3"x6.42"	140x136x233mm 5.51"x5.35"x9.17"	120x207x134mm 4.72"x8.15"x5.28"	136x136x243mm 5.35"x5.35"x9.57"	136x136x443mm 5.35"x5.35"x17.44"
Weight	2.1kg / 4.63lb	2.1kg / 4.63lb	1.1kg / 2.43lb	2.4kg / 5.29lb	3.6kg / 7.94lb
Material	Metal	Metal	Metal	Metal	Metal

Specifications

Model No.	EHA1280		
Pickup Device	1080p Sony STARVIS CMOS sensor	Video Format	AHD / TVI / CVI / CVBS
System Format	NTSC / PAL (switchable via OSD)	S/N Ratio	≥50dB
Effective Pixels	1920 (H) x 1080 (V)	OSD Languages	English / Simplified Chinese / Traditional Chinese / Japanese / Korean / Portuguese
Scanning System	Progressive Scan	DNR	Middle / High / Off / Low
Sensitivity	0 Lux with IR On	D-WDR	96dB
Electronic Shutter	1/30s ~ 1/30000s	Sens-up	Off / x2 / x4 / x8 / 16 / 32
Gamma Correction	0.45 / 0.55 / 0.65 / 0.75	Mirror / Flip	Off / On
Lens Type	2.8-12mm lens with ICR, F1.4	Motion Detection	Supported
FOV (D x H x V)	105~48° x 89~42° x 50~24°	Privacy Mask	Supported
BLC	Off / BLC / HLC / WDR	Environmental	IP66 Weather Resistant
AGC	Auto	Power Source	Dual Power (12VDC/24VAC~)
White Balance	Auto / Manual	Max. Power Consumption	7W (12VDC / 24VAC~)
Sync. Mode	Internal	Operating	-20°C ~ 50°C / -4°F ~ 122°F
Day / Night	Auto / Color / B&W / Extern	Humidity	Less than 95%
UTC Function	Supported	Dimensions	142 x 142mm / 5.59" x 5.59"
IR LEDS	4 Units	Weight	1200g / 2.65lb
IR Distance	Up to 30m / 98ft. (Depends on scene IR reflectivity)	Certificates	CE, FCC, RoHS

Find Out More At:
EverFocus Taiwan HQ:
 TEL: +886 2 2662 2338
 www.everfocus.com.tw
 marketing@everfocus.com.tw

EverFocus USA - California:
 TEL: +1 626 844 8888
 www.everfocus.com
 sales@everfocus.com

International Branch Offices:
 China, Japan

 **EverFocus**