




3.5 inch Electronic View Finder for Camera

- 3.5 inch Electronic View Finder for Camera
- 800x480 LCD Panel / 315cd/m² Brightness
- HDMI / 3G-SDI In & Out
- Image Freeze & Flip (H, V, H/V)
- Peaking Focus Assist
- Check Field (Mono/Red/Green/Blue)
- Camera 5D II Mode
- Magnifier



PRODUCT DESCRIPTION



Openable Optical Loupe



Detachable Optical Loupe



Adjusting the Diopter

CL350S



SDI out SDI in



HDMI in

CL350H



HDMI in HDMI out

FEATURE

- Check Field
- Pixel to Pixel
- Camera 5D II Mode
- Center Marker
- Image Flip
- Frame Marker
- Peaking Focus
- Color Temperature
- Image Freeze
- 4:3&16:9 Ratio Switch




Peaking

The operator adjusts the focus control until the red outlines on the desired area are clear, indicating optimal focus. For the best results, be sure the subject is properly exposed. Enjoy taking your photos!



Subject in focus with Filter off



Subject in focus with Filter on



Subject out-focus with Filter off



Subject out-focus with Filter on

Check Field

Check field function has 4 modes: Mono,R,G,B.



Original



Mono



R




G




B

Camera Mode

It will be full screen and no delay,stretch or blink screen under camera mode.



Normal mode



Full screen

SPECIFICATIONS/ACCESSORIES

Format

Format	Signal	
HDMI Support	480i/576i/480p/576p	
	1080i(60/59.94/50)	
	720p(60/59.94/50/30/29/25/24/23.98)	
	1080p	
SDI Support	ITU-R BT.656	576i
	SMPTE-125M	480i
	SMPTE-274M	1080i(60/59.94/50)
	SMPTE-296M	720p(60/59.94/50/30/29/25/24/23.98)
	SMPTE-424M	1080i(60/59.94/50) 1080p(60/59.94/50)

Specifications

Model No.	CL350S CL350H
Panel	3.5"
CL350S Signal	HDMI in, SDI in & out
CL350H Signal	HDMI in & out
Resolution	800x480
Contrast	800:1
Brightness	315cd/m ²
Viewing Angle	80°/ 80°(L/R) 80°/ 80°(U/D)
Input Voltage	DC 6V ~ 18V(CL350S) DC 6 ~ 14V(CL350H)
Working Temperature	-20 ~ 50 C
Storage Temperature	-30 ~ 65 C
Power consumption	≤15W
Operating Temperature	0 C ~ 60 C
Storage Temperature	≤6W (CL350S) ≤3W (CL350H)
Size	124.3Lx87.5Hx178.5D(mm) (CL350S) 111.2L × 88.3W × 117.8H(mm) (CL350H)
Weight	344g (CL350S) 400g (CL350H)
Install Way	1/4"-20 Thread Socket

Standard Accessories



Mini HDMI Cable



F970 Plate



Manual