

# 7" Ultra-High Resolution Camera Field Monitor(IPS Panel)

CL701H CL701HO  
CL701S CL701SO



IPS  
1280X800


### 5D II Camera Mode

With the Special 5D II Feature Turned on, the Display Should Go To Full Screen Utilizing the Entire 7" Screen Minus Grey Bars, and No Video Black Out or Delay When Starting and Stopping Video Recording.



### IPS Panel

Better Viewing Angles. More Accurate Colors



### Advanced Features



- ▶ Peaking Filter in Red(Focus Assist)
- ▶ Pixel-to-Pixel Mode
- ▶ Histogram
- ▶ Image Flip
- ▶ Check Field (Red,Green,Blue,Mono,)
- ▶ False Colors
- ▶ H/V Delay
- ▶ Center Marker/Screen Marker ( 80%, 85%, 90%, 93%, 96% )
- ▶ Variety of Optional User-Replaceable Battery Adapters available: Sony NP-F970, Canon LP-E6, Panasonic D28S, Sony V-Mount battery plate, Panasonic Anton Bauer battery plate
- ▶ 5D II Camera Mode(DSLR Ratio Adjustment)
- ▶ Exposure
- ▶ Image Freeze Input/ Multiplication(Zoom)
- ▶ Picture in Picture(PIP)
- ▶ Underscan/Overscan
- ▶ Tally Indicator(Red/Green)
- ▶ Front Headphone Jack

### Specification

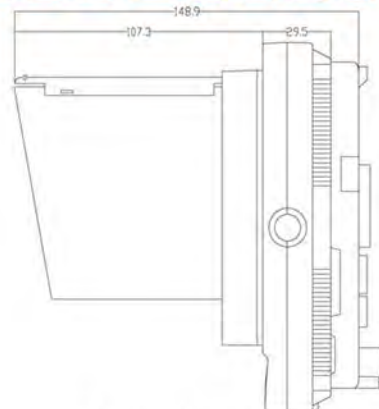
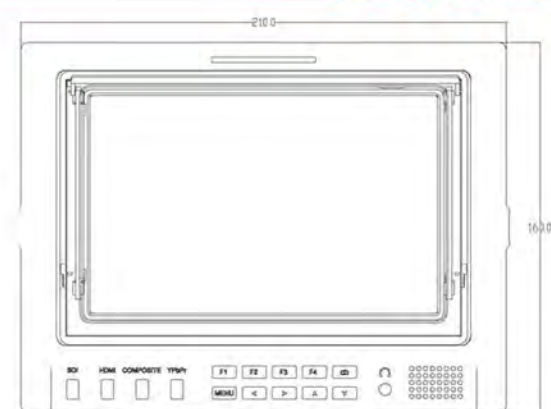
Resolution:	1280*800 Pixels
Brightness:	400cd/m <sup>2</sup>
Contrast Ratio:	800:1
Aspect Ratio:	16:9
Backlight:	LED
Inputs:	3G/HD/SD-SDI,HDMI Component,Composite
Loop-Through Outputs:	3G/HD/SD-SDI,HDMI Component,Composite
Viewing Angle:	89° /89° (L/R) 89° /89° (U/D)
Display Colors	16777216(8 bit)
Power Consumption:	≤8.5W
Power Input:	DC 7-24V or 4-Pin XLR
Working Temperature:	-10°C~55°C
Storage Temperature:	-20°C~65°C

### Compatible Input Formats

NO.	Resolution	Catalogue
1	1080P@60HZ/59.94HZ	3G-SDI
2	1080P@50HZ	3G-SDI
3	1080I@60HZ/59.94HZ	HD-SDI
4	1080I@50HZ	HD-SDI
5	1080P@30HZ/29.97HZ	HD-SDI
6	1080P@25HZ	HD-SDI
7	1080P@24HZ	HD-SDI
8	720P@60HZ/59.94HZ	HD-SDI
9	720P@50HZ	HD-SDI
10	720P@30HZ/29.97HZ	HD-SDI
11	720P@25HZ	HD-SDI
12	720I@24HZ/23.97HZ	HD-SDI
13	480I@60HZ/59.94HZ	SD-SDI
14	576I@50HZ	SD-SDI
15	PAL	SD-SDI
16	NTSC	SD-SDI


### Application:

The Perfect Solution for Video Professionals Shooting Outdoors or in Bright Lighting Conditions.



Unit Size: 210LX160WX41.6H(mm)  
With Sun Shade: 210LX160WX148.9H(mm)

Unit Weight: 850g



### Accessories

